



## 2018 21<sup>st</sup> ANNUAL SKILLS MANITOBA COMPETITION CONTEST DESCRIPTION

**CONTEST NAME:** AESTHETICS

**CONTEST NO:** 30

**LEVEL:** INTEGRATED

**NOTE:** 2 competitors per school

**CONTEST LOCATION:** Red River College – North Gym - Notre Dame Campus

**CONTEST START TIME AND DURATION:**

6 hours

8:30am – 2:30 pm

**PURPOSE OF CHALLENGE:**

Students will have the opportunity to perform/display Skin Care Technology skills while they view the work of peers, experience competition and create awareness of the industry.

## **Criteria**

### **Aesthetics**

Competitors will be judged on the following for all competitions:

Pre-service, service and post-service sanitation, ethics and professional dress, professional attitude and behavior, conduct with model, technique, application, finishing and total look.

### **Facial (No machines):**

Competitors will be judged on the following:

- Pre- service, service, post-service
- Examination/analysis of skin (including charting)
- Choice of products, including:
- Eye make-up and lipstick removal
- Cleansing
- Toning
- Exfoliation
- Massage
- Colored Mask (not clear)
- Serums
- Moisturizer
- Eye Care
- Product application
- Product removal
- Professionalism

### **Manicure with Nail Art**

Competitors will be judged on the following:

- Pre service, service, post-service
- Product application
- Posture
- Professionalism
- Manicure procedure- the following components must be demonstrated:
- Nail shaping
- Cuticle work
- Hand Exfoliation
- Massage
- Polish and Nail Art Application (including base and top coat)(See Scopes)

**\*\*\*Please note, order of steps is not specific to Skills Manitoba.  
Products supplied by LCN- no other products allowed on site**

## **Make-up Artistry Evening Look**

Competitors will be judged on the following:

- Skin preparation
- Make-up application (Evening Look)
- Harmony, contrast, application techniques, color and creativity
- Blending

\*\*\*Resembles the design on the following pages

<b>Competition</b>	<b>Time</b>
Part 1: Facials	8:30am -9:45am (including sanitation)
Set up for Manicure	9:45am -10:00am
Part 2: Manicure with nail art( see scopes)	10:00am-11:30am (including sanitation)
Lunch	11:30am – 12:15pm
Set up for make-up	12:15pm– 12:30pm
Part 3: Make-up (Evening look)	12:30pm – 1:45pm

**Part 1:** (8:30 a.m. – 9:45a.m.) The competitor will demonstrate a **facial**, which meet ..... specific skin needs. Skin must be analyzed and facial care provided according to the completed tactile and charted analysis. Judges will consider pre-services, service and post service sanitation and organization. **Models must wear mascara and red lipstick**

**Part 2:** (10:00 a.m. – 11:30 a.m.) The competitor will demonstrate a full Manicure, hand exfoliation application, removal, massage and Nail art application on all 10 fingers. Judges will consider pre-service, service and post-service sanitation and organization.

**Part 3:** (12:30 p.m. - 1:45p.m.) The competitor will apply **Evening makeup followed by creative design**(see scope),) Competitors will be marked on morphology and harmony. The make-up must be appropriate for the design and ensure overall harmony. Models are to have a Black draping and have clean skin prior to the application. Judges will consider pre-service, service and post-service sanitation and organization. **SKILLS AND KNOWLEDGE TO BE TESTED WITH POINT BREAKDOWN: POINT BREAKDOWN / 100% TOTAL:**

<b>Aesthetics</b>	<b>Points:</b>
<b>Basic Facial</b>	<b>/400</b>
• <b>Manicure with Nail Art</b>	<b>/300</b>
• <b>Make up artistry(Evening)</b>	<b>/300</b>
<b>TOTAL</b>	<b>/1000</b>

**Facial product will be provided by Pro Beauty**  
**For information on [Cara Skin Care see online brochure](#)**



**2018 Skills Canada Cara Skin Care Practice Kit (SCSFK18)**

SKU	PRODUCT	SIZE	PROFESSIONAL COST
1050200	Pure Mild Cleanser	200 ml	\$32.45
1010200	Pure Intense Cleanser	200 ml	\$32.45
2001200	Pure Essence Toning Mist	200 ml	\$26.95
6021284	PhytoMud Pore- Minimizing Mask (reg. \$41.40)	284 g	\$24.75 (special)
7071130	Pumpkin Heat Exfoliating Mask	130 g	\$32.45
6011113	Soothing Recovery Mask	113 g	\$26.95
7081113	Multi-Active Scrub	113 g	\$24.75
3077030	Platinum CC Anti-Aging Serum	30 ml	\$59.95
8041050	HydraCell Hyaluronic Day&Night Cream	50 g	\$52.25
9050050	Post Remedy Soothing Cream	50 g	\$35.75
8011050	Pure Citrus Day Cream	50 g	\$30.25
4005015	Revida Eye Cream	15 g	\$26.95
4007118	Soothing Duo Eye Makeup Remover	118 ml	\$15.95
5000118	Daily Solar Guard	113 g	\$32.45
1002-51014	LCN SPA White Tea Hand Cream	200 ml	\$31.77
Subtotal			\$486.07
30% Skills Canada Discount			\$145.82
<b>Discounted Subtotal</b>			<b>\$340.25</b>
<b>All applicable provincial taxes and shipping charges will be added when order is placed.</b>			

To order a student kit, please fill in the information below and email to [orders@pro-beauty.com](mailto:orders@pro-beauty.com). Our customer service department will contact you with a link to provide payment via credit card once received. For further inquiries, please call 1-800-557-3223.

<b>Name of School</b>	
<b>Contact Person</b>	
<b>Email Address</b>	
<b>Shipping Address</b>	
<b>Cardholders Name</b>	
<b>Cardholders Phone Number</b>	
<b>Cardholders Email</b>	

## **Manicure with Nail Art Component**

Provided and sponsored by: LCN

**LCN Product list for Manicure(provided to competitors on competition day)**

**LCN Manicure Kit for Skills MB.**

### **LCN Manicure Kit - SCNC 2018**

64356 Nail & Hand Bath  
60215 Peeling Cream  
34022 Nail Oil 50 ml  
30020 Nail Polish Remover 100 ml  
43262-1 Diamond Base  
49/03/00004 Orangewood sticks 12 pcs  
43179-NA7 Nail Polish White  
43179-NA8 Nail Polish Black  
34015 Cuticle Softener 50 ml  
OO775 Spot & Swirl  
43105 Wet Look  
60427 Hand Cream 50 ml  
20081-1 Nail Art Brush - Filmy  
42050-01 Rhinestones - Crystal Citrus

**Competitors can only use the nail art tools and supplies that are supplied by LCN for the manicure and nail art design.**

## **Makeup Component: (Evening with design)**

Provided and sponsored by: Sheriff

**Professional Cosmetics Makeup**

**Product List: listed on the make-up**

**design**

# SHERIFF

---

## PROFESSIONAL



### Step 1:

Apply all skin products. Mango moisturizer & face primer

### Step 2:

Prime the eyes with Sheriff's Eye and Lip Primer



**Step 3:** Apply colour corrector first, followed by flesh tone concealer. Lastly, for face products apply HD Foundation and set face with translucent clear powder.

BAM– BAM– BEAUTAYY!

### **9-1--1– BEAUTY TIP**

Green corrector—Neutralizes red

Yellow Corrector– dark circles

Orange Corrector– dark circles for dark– medium skin





**STEP 4:** Contour and highlight the face with Sheriff's 3 well contour pallet . Pallet name "Beautifully sculpted" followed by "Blushed" for blush.

## *Brows Before Bros!*

### Step 5:

Fill in the eyebrows with Sheriff's  
"Brows have it all"



Life is too short  
for bad BROWS

### EYE SPY WITH MY LITTLE EYE—EYE PRODUCTS!

**Step 6:** Apply Sheriff's eye & lip primer- eyeshadows Sheriff's , "Ring the alarm" ,and lets not forget to get LITT!!! (the only things that should be litt is shadow and cheeks). GET LITT with Sheriff's "24Kt gold" glitter on the lids (F.Y.I- Glitter glue must be ap-plied before glitter). Line the lash line with black liner pen (Used - Kylie black liner pen, apply mascra.Sheriff now carries lim-ited Kylie cosmetics). Lastly, apply Sheriff's "flash that lash" full band lashes.



Get LIP-heyy



Step 7:


Get lippy with Sheriff's "Diva" lipstick and Rose lipliner



Crying 24KT gold

Step 8:

Using a thin eyeshadow brush and glitter glue, trace the under eye area with flowing tears. After outline, fill in with glitter glue and apply glitter. Use tape to remove residue glitter.





STOP- LET ME TAKE A SELFIE !

Don't forget to tag us and hashtag  
#Sheriffcosmetics and #SCNC2018 of your  
"Crying 24kt Gold" look.



*Facebook: Sheriff Cosmetics*  
*Instagram: Sheriff Professional*



BEFORE

AFTER



### 9-1-1– Beauty Tip

Acne sucks. Dealing with redness and shiny skin can be very irritating. If you have it , you know what we mean, but don't fret! Sheriff Pro is here to Serve & Beautify. Look at some amazing tips that worked on our model Badge Number 7324 . The proof is in the pudding. Make-up on fleek ;)

- Skin care– Exfoliant, cleanser, & Toner
- Green Colour Corrector
- Flesh tone concealer (If oily use trans powder– blott)
- HD Foundation



Going, growing, grew, come check us out it's all NEW! Coming spring of 2018, The Beauty Box- Sheriff Professional. Minutes away from Polo Park Shopping Mall-1395 Ellice unit 190.

## **Make-up School -Cosmetics -Parties**

Offering brand name (famous brand) cosmetics at must have discounted prices. What brands would you like to see in The Beauty Box- Sheriff Professional? Shoot us your request and we'll certainly make sure, we have you looking and feeling your best. Have a passion for cosmetic fashion? If so, take our Certification make-up training. Ask for more details.

Love make-up? Why not make up your mind and do what you love- Join the Sheriff Team. Now accepting resumes.

[Info@sheriffcosmetics.com](mailto:Info@sheriffcosmetics.com)

204 999-3421

204 688-8453

## Skills Canada Nail Art



Step 1 - Paint entire Nail with White Nail polish # 43179-NA7

Step 2 – Paint on an angle with Black Nail Polish # 43179-NA8



Step 3 – with a Spot & Swirl dotting Tool place 2 black dots along the line



Step 4 – with Nail art Brush create the comas as shown in the picture,

Step 5 – with Spot & Swirl dotting tool add the dots at the bottom





Step 6 - With Spot & Swirl Dotting Tool place dots at the top in a curved design –



Step 7 – Apply rhinestones to the nail tip by embedding in Super Hardener

### **EQUIPMENT, TOOLS, MATERIALS TO BE SUPPLIED BY COMPETITOR:**

- All necessary supplies, and linens needed to perform the facial component. Ex) facial bowls, mask brush....
- Face chart, writing utensil, clipboard
- Hot cabbie
- All necessary supplies, linens and implements needed to perform manicure component. Ex) towels, manicure bowl, cuticle nippers...
- Sanitizing tray and Implement disinfectant
- All necessary supplies needed for make-up application including accessories. Ex) makeup brushes, sponges, tweezers, **False Eyelashes,( if not supplied by the sponsor) bring lash adhesive...**
- Spatulas
- Stainless Steel Palette
- Stainless Steel Knife
- Hand mirror
- Cotton swabs
- Tissue
- Hand sanitizing gel
- Spray Alcohol
- Water pitcher
- Water or spray bottle
- Small covered garbage can or plastic zip lock bag for trash and tape (to avoid overexposure of chemicals in work area)
- Extension cord
- Snack for model
- **All Equipment needed to perform each component of the competition**  
**Ex) Facial bed, makeup chair...etc.**

### **WORKSITE SAFETY RULES / REQUIREMENTS:**

- All competitions will take place on live models. Contestants are responsible for supplying their own model and the wellbeing of their model.  
\*\*\* Model must meet all component criteria
- To ensure compliance with the rules and regulations
- A scrutineer at the start of each competition will examine all models. **No prep work permitted.**
- No competitor shall continue to work on his/her model once the competition has ended.
- Any infraction of violation of the competition rules will result in point penalties or disqualification.
- **Models must be dressed in black during the makeup component**

### **Provincial Competition Schedule**

Location: Red River College  
Notre Dame Campus – North Gym  
April 13, 2017

<b>Time</b>	<b>Event</b>	<b>Location</b>
<b>7:30a.m.-8:00a.m.</b>	Check in and set-up	Competition area
<b>8:00a.m. – 8:30a.m.</b>	Orientation	Competition area
<b>8:30 a.m. – 2:30 p.m.</b>	Competition contests	Competition area
<b>3:30 p.m. – 4:30 p.m.</b>	Medal Presentations and closing remarks	Notre Dame Campus (South Gym)

**All large equipment may be brought into the competition area on April 12, 2018 between 1:00 and 3:00 p.m.**

Note to all Competitors: Competitors must demonstrate safety at all times throughout the competition and in the competition area. Competitors must wear safety equipment where applicable. Competitors must show concern for their client/model throughout the competition.

**Changes will be posted:** Please review the scopes on the website regularly and one week prior to the competition date to ensure you are aware of any changes.

### **General Competition Rules**

- All competitors will **attend a mandatory orientation** meeting prior to the start of the competition. (8:00a.m. – 8:30a.m.)  
**Failure to attend orientation will lead to disqualification**
- All students **must** wear a professional uniform with **no** school logo on it.  
Example 1) Esthetics white lab coat with black dress pants.  
Example 2) Scrub top and scrub pants  
\*\*\*Shoes must be closed toe
- Competitors who require clarification on instruction during the contest must address their questions to a Provincial Technical Chair or designate.  
(Roxanne Kroeker, Lucie Laurin)

- Competitors are not permitted to talk to persons who are not located within the contest area.
- During the competition, competitors are allowed to go to the restrooms, only after informing a PTC chair. Escorts to restroom will be at the discretion of the Provincial Technical Chair or designate.
- Interpreters will be allowed to access the contest site if previous arrangements have been made with the Provincial Technical Chair of designate.
- Competitors must follow workplace safety rules and regulations as outlined during orientation.
- Access to each contest site is reserved for the Provincial Technical chair or designates, judges, competitors, and individuals that have been granted permission from the Provincial Technical chair or designate.
- All competitors shall allow the Skills Manitoba organization to take and publish photos of those individual competitors.
- There must be a minimum of four (4) registered competitors for each category. If there are less than four registered competitors, Skills Manitoba delegates will re-evaluate the competition.
- No competitor shall begin work until the start time is announced.
- Competitors must be a Canadian citizen and reside in Manitoba.
- Skills Manitoba will make every effort to accommodate contests with special needs. Please contact the Skills Manitoba office for details.

The Aesthetics and Nail Technology Skills Manitoba Committee would like to take this opportunity to thank you for showcasing the Esthetics industry by participating in the Skills Manitoba Competition.

Skills Manitoba hosts over 40 Olympic style, industry sponsored, contests representing 6 sectors (Aesthetics and Nail Technology fall under the service sector) at three different levels which include secondary, post-secondary, and integrated (secondary and post-secondary combined).

**Medals are awarded to the gold, silver and bronze winners.**

**Gold medal winner represents Team Manitoba in the Skills Canada National Competition**

**Skills Manitoba is open to the public. This is a great opportunity for our industry to be viewed as a valuable and interesting career option.**

Your participation will prove to be valuable to you, your students and your school.

Please review the attached information prior to the competition. Additional information or changes will be posted on the Skills Canada Manitoba website if needed.

Website: [www.skillsmanitoba.ca](http://www.skillsmanitoba.ca)

E-mail: [lorir@skillscanada.com](mailto:lorir@skillscanada.com)

**NATIONAL COMPETITION ELIGIBILITY:**

- A mark of **70% or higher** must be scored by the gold medalist in the Aesthetics contest in order to attend the Skills Canada National Competition.
- **There is a National competition for Aesthetics held in Edmonton, Alberta June 4 to 5<sup>th</sup> 2018**
- **Please refer to the Skills Canada website for age eligibility for the national competition**
- **It is a qualifying year for the World Skills Competition.**

**FOR MORE INFORMATION PLEASE CONTACT TECHNICAL COMMITTEE MEMBERS:**

**Lucie Laurin (Aesthetics)**

Louis Riel Arts & Technology Centre  
5 deBourmont Avenue  
Winnipeg, Manitoba R2J 1J9  
Tel: (204) 237-8951 ext. 315  
Fax: (204) 231-0038  
Email: [lucile.laurin@lrsd.net](mailto:lucile.laurin@lrsd.net)

**Roxanne Kroeker (Aesthetics)**

Steinbach Regional Secondary School  
190 McKenzie Avenue  
Steinbach Manitoba  
Tel: (204)-326-6426 Ext.42149  
[rkroeker@hsd.ca](mailto:rkroeker@hsd.ca)

# Thank you To our Sponsors

